



A commercial diverter is installed on the downspout and connected to the rain barrel. For more information, check the internet.

key words: "gutter diverter"


The first rain can wash debris and other potential contaminants off of the roof and into the gutters. A device can be installed within the gutter system to direct the initial rainfall and debris away from the rain barrel.

key words: "first flush"



Overflow- hose to pipe
adapter with PVC couplink
on the inside of the rubbish
can.

10.30.2008



Plywood cover with frame to fit inside barrel top opening


Cap to cover opening to prevent mosquitoes

PVC couplink with screen strainer to catch debris

10.30.2008











Screen and wire mesh secured over opening from downspout to capture debris from roof. Screen secured over existing openings.



Overflow diverts extra water back to the existing downspout drain.



Gutter downspout clamped to inlet with pipe clamps







An air vent is needed to allow water to flow into the barrel from the PVC pipe because the existing openings are sealed.





Rain barrels are connected together by a siphon setup using lengths of garden hose rather than drilling holes in the barrel.

The top of the barrel is removed to allow for maximum rainfall capture off the roof without a gutter system.

Screen is placed over the top and secured with pieces of recycled garden hose (with a slit length-wise).





Water level gauge made out of plastic tubing and small piece of plastic



Hand pump used to manually extract water from a small drum